



COBATEST
NETWORK

COBATEST NETWORK:
Community-Based Voluntary
Counselling and Testing in Europe
2017 Report



Members who contributed data for this report



This report was developed by Anna Conway (CEEISCAT) and Laura Fernández López (CEEISCAT). Submitted data was revised by the respective COBATEST Network members before submission.

The report was finalised 30 April 2018.

The COBATEST Network is coordinated by Centre d'Estudis Epidemiològics sobre les ITS i la Sida de Catalunya (CEEISCAT) and AIDS Action Europe



The COBATEST Network was originally funded by the Consumer, Health and Food Executive Agency through the HIV-COBATEST and Euro HIV-EDAT projects. The Network receives funding from the Public Health Agency of Catalonia and a Gilead grant.



Many thanks to all our members for their continued collaboration with the COBATEST Network



Centre Jove d'Anticoncepció i Sexualitat "CJAS"
Spain



Associació Ciutadana Anti-SIDA de Catalunya "ACASC"
Spain



Àmbit Prevenció
Spain



STOP-SIDA
Spain



CAS/ARD
Lluís Companys
Spain



Asociación ADHARA, Sevilla
Spain



ACAS Girona
Spain



Actua Vallès
Spain



AIDS Fondet
Denmark



DEMETRA
Lithuania



Lila Milano ONLUS
Italy



Creu Roja Tarragona
Spain



Asociación GADES, Cádiz
Spain



ACCAS, Asociación Ciudadana Cántabra Anti Sida
Spain



Aids Hilfe Wien
Austria



Health without Borders Bulgaria
Bulgaria



Associació Ciutadana d'Alacant pel VIH, ACAVIH
Spain



Gais Positius
Spain



Comité Anti-Sida Asturias (CCASIPA)
Spain



Asociación Valenciana de VIH, SIDA y Hepatitis "AVACOS-H"
Spain

 OMSIDA
Spain
 Asociacija Duga
Serbia
 **lambda**
col·lectiu de lesbians, gais,
transsexuals i bisexuals
Spain
 GENDERDOC-M
Moldova

 Antisida
Lleida
Associació Anti-SIDA de Lleida
Spain
 **CASDA**
20 el teu costat
CASDA - Asociación Ciudadana
Contra el SIDA
Spain
 X. E. P. A.
HERA
Macedonia
 **CHECKPOINT**
GESUNDHEITZENTRUM
FÜR DIE COMMUNITY ZÜRICH
Checkpoint Zurich
Switzerland

Data submission of all Swiss Checkpoints was coordinated by the Federal Office of Public Health Switzerland

 **CHECKPOINT**
CENTRE DE SANTÉ COMMUNAUTAIRE VAUD
Checkpoint Vaud
Switzerland
 **CHECKPOINT**
GESUNDHEITZENTRUM FÜR DIE COMMUNITY BASEL
Checkpoint Basel
Switzerland
 **CHECKPOINT**
CENTRE DE SANTÉ COMMUNAUTAIRE GENÈVE
Checkpoint Genève
Switzerland
 **CHECKPOINT**
GESUNDHEITZENTRUM FÜR DIE COMMUNITY BERN
Checkpoint Bern
Switzerland

 **BaltHIV**
BaltHIV
Latvia
 **Assexora'tgn**
Asociación Comunitaria de Salut Sexual del Camp de Tarragona
Assexora'TGN
Spain
 **HUHIV**
HRVATSKA UDRUGA ZA BORBU PROTIV HIV-a I VIRUSNOG HEPATITISA
HUHIV
Croatia

 **LEGEBITRA**
Legebitra
Slovenia
 **GAT**
Grupo de Ativistas em Tratamentos
Membro da Coligação Internacional Sida IUS
Grupo de Ativistas em
Tratamentos (GAT)
Portugal
 **AIDES**
Membre de la Coalition Internationale Sida IUS
AIDES
France

Poland CBVCT Network
(Data submission coordinated by the National AIDS Centre of the Ministry of Health)
Poland

Members whose data could not be included in this report

 **ALLIANCE GLOBAL**
Alliance Global
Ukraine
 **ISKORAK**
Iskorak
Croatia
 **KINHZH SYMHAPETAZHE TIA TO AIDS SOLIDARITY MOVEMENT**
AIDS Solidarity Movement
Cyprus
 **COMITÉ CIUDADANO ANTI-SIDA**
Comunidad Valenciana
CIBE Maritim del Comité Ciudadano Antisida de la Comunidad Valenciana
Spain
 **SOMOS**
LGTB+ ARAGÓN
Asociación SOMOS LGBT+ de Aragón
Spain
 **HÁTTÉR SOCIETY**
Hatter Society
Hungary
 **Deutsche AIDS-Hilfe**
Deutsche AIDS-Hilfe
Germany
 **KAROLINA RENDELŐ**
1113 BUDAPEST, KAROLINA BT 55/B
Anonymous AIDS Association
Hungary

 **"SILOÉ"**
Asociación Jerezana de Ayuda a Personas que conviven con el VIH/SIDA "Siloé"
Siloé
Spain
 **COMITÉ CIUDADANO ANTISIDA CAMPO DE GIBRALTAR**
Comité Ciudadano AntiSIDA Campo de Gibraltar
Spain
 **Cruz Roja**
Cruz Roja Cordoba
Spain
 **IEMAKAIE BIENVENIDO**
Asociación IEMAKAIE
IEMAKAIE
Spain

 **PROYECTO HOMBRE**
Proyecto Hombre
Spain
 **CONCORDIA**
Concordia
Spain

CONTENTS

COBATEST NETWORK	8	Number of clients needed to test to find a positive HIV result	24
COBATEST NETWORK OBJECTIVES	9	Descriptive of People Tested for HIV and Reactive Tests – All COBATEST Network 2017	26
NEWS FROM THE NETWORK	10	HCV Screening	27
BARRIERS TO DATA COLLECTION IN 2017	10	Syphilis Screening	28
COBATEST NETWORK DATA SUBMISSION	11	CONCLUSIONS	29
COBATEST Online Data Collection Tool	11	RECOMMENDATIONS	30
Disaggregated data submission	11	Annex 1: Descriptive of People Tested for HIV and Reactive Tests by Member	31
Aggregated data collection	11	Annex 2: People Tested for Syphilis and Reactive Tests by Members using the COBATEST Tool 2017	41
Core indicators	11	Annex 3: People Tested for HCV and Reactive Tests by Members using the COBATEST Tool 2017	41
COBATEST NETWORK DATA ANALYSIS 2017	12		
Methods	13		
Results	14		
CBVCT 1: Number of clients tested for HIV with a screening test	16		
CBVCT 2: Proportion of clients who reported to have been previously tested for HIV	17		
CBVCT 3: Proportion of clients who reported to have been tested for HIV during preceding 12 months	18		
CBVCT 4: Proportion of clients who reported to have been tested for HIV at the same	19		
CBVCT facility during preceding 12 months	20		
CBVCT 5: Proportion of clients with reactive screening HIV test result	21		
CBVCT 6: Proportion of clients with reactive screening HIV test result who were tested with confirmatory HIV test	22		
CBVCT 7: Proportion of clients with positive confirmatory HIV test result	23		

COBATEST NETWORK

Under the scope of the HIV-COBATEST Project, the CBVCT service network established and created:

- A code of good practice in the implementation of CBVCT programmes and services.
- A list of a core group of indicators to monitor HIV diagnosis at CBVCT sites.
- A standardised protocol for data collection, in order to share data collection instruments and procedures to promote HIV testing and counselling, early diagnosis and care for hard-to-reach groups.

Once the HIV-COBATEST Project was finalized in 2017, the COBATEST Network continued with the aim of standardising the data collection in CBVCT services across Europe in order to improve services and diagnose key populations.

The COBATEST Network has a number of associated projects which work in parallel to achieve the aforementioned objectives. To assure the Network's data is of high quality, an ECDC-commissioned study was carried out and published in 2017. To improve testing services for MSM, the seven COBATEST members participate in COBA-Cohort which provides longitudinal data on MSM being tested. The Network promotes investigation of new technologies; in 2018 four members will participate in a study commissioned by WHO which investigates the feasibility of using dual HIV/syphilis tests in CBVCTs. The COBATEST Network has also investigated how cost effectiveness can be compared between CBVCTs and we continue to collect this data from some members.

The launch of the new website in 2017 gives the Network an online presence and space to disseminate publications and news. Based on the feedback of COBATEST Network members, the database interface has been adapted. Its strengthened organisational structure has improved the COBATEST Network's standing as a point of reference for services offering CBVCT and of data collection at the European level.

Going forward we are reducing the number of indicators for HIV testing to seven, plus number needed to test to diagnose one person with HIV (NNT). We will no longer collect data on pre- and post-test counselling as COBATEST Network members report that the definition of counselling is unclear and members build pre- and post- discussion into the consultation by default. The majority of members offer rapid testing, so it is assumed all clients receive the results of their test and we no longer report this indicator.

We have launched a new website which from May 2018 will incorporate the updated data collection tool. Members will now be able to access the tool via mobile or tablet when connected to Wi-Fi. As before members can see summaries of their centre's activity in report format and now also in simple graphs. Members can export data in Excel format but now with the option to add date limits.

COBATEST NETWORK OBJECTIVES

The overall objective of the COBATEST Network is to standardise the collection of high-quality CBVCT data across Europe to support programming and improve services for CBVCT clients. To achieve this, there are objectives at the organisational, national and European level.

Organisational

Encourage CBVCTs to collect quality data that allow them to perform self-evaluations and improve/adapt the service for their clients. The COBATEST online tool is a free and efficient way for members to do this.

National

Encourage incorporation of CBVCT data into national surveillance systems to ensure that the CBVCT services contributions to the HIV prevention strategy are acknowledged. Monitoring the COBATEST indicators allows countries to understand how CBVCTs are closing gaps in the care cascade, to improve diagnosis and care for people living with HIV.

European

Collect quality, standardized CBVCT data across Europe so that CBVCT activity can be evaluated and compared between countries to improve integration of CBVCTs into countries' HIV strategy.

BARRIERS TO DATA COLLECTION IN 2017

Four notable issues in 2017 disrupted members' services and their data collection.

Countries' legal context

COBATEST member Association of HIV-Affected Women and their Families Demetra was forced to stop activity for seven months in 2017 due to the Lithuanian Ministry of Health's crackdown on CBVCT services. Testing resumed after strong advocacy efforts from Demetra, but testing by non-medical staff is still not permitted in Lithuania.

Lack of resources

Alliance Global, an organisation who has been participating in the Network since the HIV-Edat project, could not submit data in 2017 citing lack of funds and human resources. Recent improvements to the tool (now being available online on mobiles and tablets) will make completing the forms less labour intensive helping to ensure that lack of funds and human resources will not be a barrier to data collection.

Conflicting data collection requirements

CBVCTs that are required to submit data to national and regional bodies alongside COBATEST face conflicting reporting demands. Andalucía has launched a regional data collection tool for CBVCTs and as a result many members did not submit data to the COBATEST Network in 2017. In the next year we hope to include data from Andalucía through aggregated data submission as they no longer use the COBATEST tool.

New members beginning to implement COBATEST data collection

We are very pleased to members newly joining the COBATEST Network this year. Several new members have not been able to prepare the data in time for this report but we look forward to including their data in the future. Some members have been able to share the burden of data collection and analysis by collaborating with public health bodies and universities in their countries. AIDS Solidarity Movement Cyprus will work with a local university to prepare the data. Deutsch AIDES Hilfe has a historic cooperation with the Robert Koch Institute which prepares and analyses data from their Checkpoints.

COBATEST NETWORK DATA SUBMISSION

There are three ways for members to submit data; corresponding instructions for each can be found on the COBATEST website. This standardised data collection ensures data is comparable and can be analysed together.

COBATEST Online Data Collection Tool

Our free online tool is a data collection solution for members who want to store and analyse data in a secure and user-friendly way. For each consultation, a corresponding questionnaire is completed online. This builds a database for each centre which can be consulted or extracted in Excel format at any time. The tool also offers the possibility to create ready-made graphs and reports with the centre's data, making it ideal for centres with time constraints or low capacity.

Disaggregated data submission

Members that already have a data collection system in place can submit data in disaggregated format via email. The data should be prepared according to the document "Guidelines for Disaggregated Data Submission" and submitted as an Excel via email. .

Aggregated data collection

Members that cannot prepare data in disaggregated form can submit a summary of the COBATEST core indicators via email. The data should be prepared according to the document "Guidelines for Aggregated Data Submission" and submitted as an Excel via email.

Core indicators

The core indicators are available in the document "Core indicators". Previously, the core indicators for aggregated and disaggregated data were limited to HIV but the COBATEST network is reducing the number of indicators and expanding the reach of the tools to collect data on all HIV/STI tests performed in the CBVCT.

COBATEST NETWORK DATA ANALYSIS 2017

Methods

As explained in the section “COBATEST Network Data Submission”, there are three ways of submitting data to the COBATEST Network. The flowchart of data submission can be seen in Figure 1.

For all centres that submitted disaggregated data, clients’ unique identifiers were used to count number of persons tested. In the case that someone was tested more than once during the year, their most recent questionnaire was considered.

Centres submitting aggregated data were asked to report number of persons tested, not number of tests. Three COBATEST Network members who account for a large share of tests do not use a unique identifier, meaning they could only report total number of tests. The indicators in this report present the total number of persons tested (From 35 centres) combined with the total number of tests for the three centres previously mentioned. Throughout the report this is referred to as persons tested, but it is likely an overestimate of the number of persons tested (assuming some people in the three centres have been tested more than once during the year).

The report presents the seven core CBVCT indicators for HIV testing and a summary of tests and reactive results for HCV and syphilis testing. Each indicator is shown by age, sex and key population. We instruct members to report clients in more than one key population when appropriate. Two members did not assign a client to more than one key population (n=8,373). Each indicator is presented with the formula explaining how it is calculated.

Information on transgender people was not previously collected in the aggregated data form but will be introduced going forward. Information on transgender people that have sex with men are reported in the

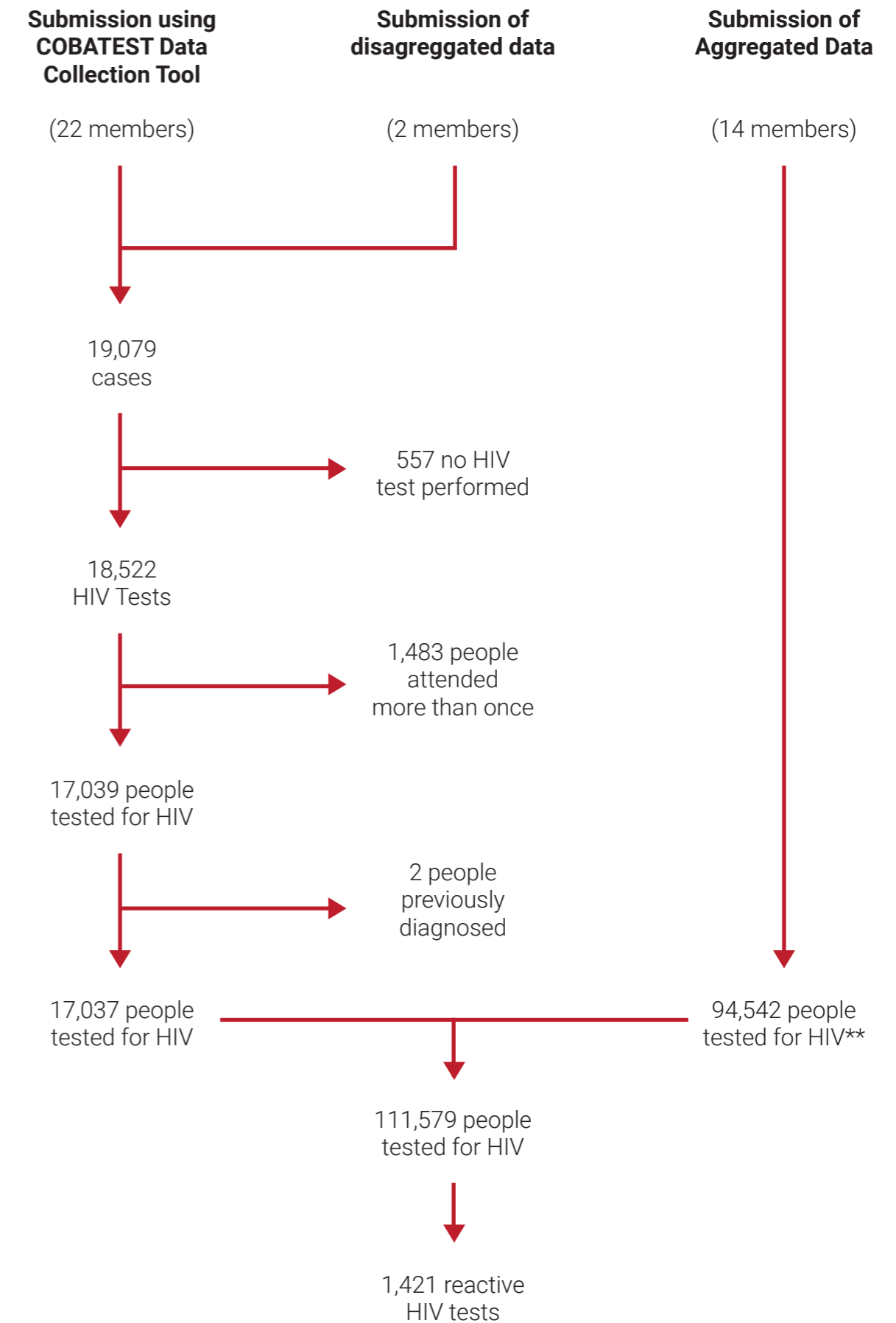
MSM category but, for members those that submit data using the tool, it is more accurately considered MSM/ transgender people who have sex with men, because the COBATEST form does not record if the transgender person is a man or woman.

False positives (n=112) are included in the number of reactive tests (CBVCT5) and not included in number of confirmed positive results (CBVCT 7). Of all false positives, 103 were reported from the Poland CBVCT Network where they perform confirmatory testing in-house. Of the reactive tests, 389 did not report having a confirmatory test. Of the confirmatory tests, 61 did not report a result.

Inconsistencies in reporting were resolved through communication with the respective COBATEST members. Cases which reported previous diagnosis for HIV were referred back to the CBVCT and then excluded. The exception to this was five migrants who were tested and linked to care for the first time in the respective country by CBVCTs and thus considered newly diagnosed.

On the advice of Public Health Switzerland, this year we are incorporating a new indicator: Number Needed to Test (NNT) to find one HIV infection. This indicator will help CBVCTs to efficiently use limited resources and target services.

Figure 1.
Flowchart of Data Submission to the COBATEST Network



Results

Data received by the COBATEST Network for 2017 were submitted by 38 members from 16 European countries (Austria, Bulgaria, Croatia, Denmark, France, Italy, Latvia, Lithuania, Poland, Portugal, Serbia, Slovenia, Spain, Switzerland, Macedonia and Moldova), in the first three months of 2018.

Table 1 shows the participating 38 CBVCT services/networks together with the country where they operate and format of submitted data. The list also includes COBATEST Network associated members who were not able to submit data for 2017 or whose data has not yet been incorporated because it was submitted after March 2018.

Submission Method	CBVCT name	Country	People Tested for HIV
COBATEST Data Collection Online Tool	1. Centre Jove d'Anticoncepció i Sexualitat "CJAS"	Spain	565
	2. CAS/ARD Lluís Companys	Spain	61
	3. Associació Ciutadana Anti-SIDA de Catalunya "ACASC"	Spain	834
	4. Actua Vall ès	Spain	361
	5. Àmbit Prevenció	Spain	182
	6. ACAS Girona	Spain	108
	7. Gais Positius	Spain	427
	8. Creu Roja Tarragona	Spain	27
	9. Assexora TGN	Spain	130
	10. STOP-SIDA	Spain	1,096
	11. Associació Anti-SIDA de Lleida	Spain	543
	12. ACCAS, Asociación Ciudadana Cántabra Anti Sida	Spain	235
	13. Comité Anti-Sida Asturias (CCASiPA)	Spain	331
	14. Lambda, col·lectiu de lesbians, gais, transsexuals i bisexuals de Valencia	Spain	264
	15. Asociación Valenciana de VIH, SIDA y Hepatitis "AVACOS-H"	Spain	385
	16. CASDA - Asociación Ciudadana Contra el SIDA	Spain	200
	17. OMSIDA	Spain	451
	18. Associació Ciutadana d'Alacant pel VIH, ACAVIH	Spain	50
	19. Asociación GADES, Cádiz	Spain	119
	20. AIDS Fondet	Denmark	2,376
	21. Lila Milano ONLUS	Italy	785
	22. DEMETRA	Lithuania	77
Disaggregated Data	23. Aids Hilfe Wien	Austria	6,322
	24. Asociación ADHARA, Sevilla	Spain	1,088
Aggregated Data	25. Health without Borders Bulgaria	Bulgaria	1,858
	26. Asociacija Duga	Serbia	573
	27. GenderDoc-M	Moldova	411

Submission Method	CBVCT name	Country	People Tested for HIV
Aggregated Data	28. CBVCT network Poland	Poland	34,289*
	29. BaltHIV Association	Latvia	934
	30. Checkpoint LX	Portugal	3,965
	31. IN-Mouraria	Portugal	728
	32. Espaço Intendente	Portugal	1,569
	33. Move-se	Portugal	5,306
	34. Association AIDES	France	32,720*
	35. Legebitra	Slovenia	786
	36. Checkpoint Zagreb	Croatia	914
	37. Checkpoints network Switzerland	Switzerland	7,962*
	38. HERA	Macedonia	2,527
	Members that could not submit data for this Report	39. ISKORAK	Croatia
40. Alliance Global		Ukraine	
41. Deutsch AIDS-Hilfe		Germany	
42. AIDS Solidarity Movement		Cyprus	
43. Hatter		Hungary	
44. Anonymous AIDS Association		Hungary	
45. ARAS- Asociata Romana Anti-SIDA		Romania	
46. Czech AIDS Help Societ		Czech Rep.	
47. Asociacion SOMOS LGBT+ de Aragón		Spain	
48. CIBE Maritim del Comité Ciudadano antisida de la Comunidad Valenciana		Spain	
49. Asociación Jerezana de Ayuda a Afectados de VIH/SIDA "SILOÉ"		Spain	
50. Comité Ciudadano Antisida del Campo de Gibraltar "CASCG"		Spain	
51. IEMAKAIE		Spain	
52. Cruz Roja Córdoba		Spain	
53. Proyecto Hombre		Spain	
54. Concordia Marbella		Spain	

*Centres that reported total number of tests, not persons

In 2017, 24 members reported data in disaggregated format on 17,037 people tested, 11 members reported aggregated data on 19,571 people tested while three members who do not use unique identifiers reported aggregated data on 74,971 tests (not people tested). Figure 1 shows the cases that were not included in the analysis. In the rest of the report, the total of people tested refers to 36,608 people tested combined with 74,971 tests from the three centres that do not use a unique identifier.

CBVCT 1:

Number of clients tested for HIV with a screening test

The largest key population is men who have sex with men (MSM)/ transgender people who have sex with men followed by migrants, sex workers (SW) and people who inject drugs (PWID) (CBVCT 1).

More than twice as many males were tested than females. Around half of all males tested were MSM. The majority of females tested were not reported in any key population.

One centre (n=6,322) did not collect data on date of birth and this constitutes a large proportion of persons with missing data on age. The number of transgender people tested is likely to be underestimated, as 10/38 members did not report this information.

	All	Males	Females	Transgender	<25 years old	≥25 years old
MSM	40,540	40,373		167	9,021	28,915
SW	4,023	1,352	2,340	203	1,126	2,863
PWID	2,988	2,456	521	1	526	2,448
Migrants	21,464	14,280	6,860	194	4,755	16,078
All	111,579	79,440	31,462	251	27,227	77,186

CBVCT 2:

Proportion of clients who reported to have been previously tested for HIV

Three fifths of persons tested for HIV reported having had a previous test (CBVCT 2, 2/38 members did not report). A higher proportion of men reported having a previous test than women. In key populations, transgender people have the highest proportion of previous testing. All key populations have a higher proportion of previous testing than the general population.

$$\frac{\text{Number of clients who reported to have been previously tested for HIV}}{\text{Number of clients tested for HIV with a screening test}} \times 100$$

	All	Males	Females	Transgender	<25 years old	≥25 years old
MSM	80.3%	80.3%			66.2%	85.5%
SW	75.7%	76.1%	73.3%	88.2%	76.5%	75.5%
PWID	72.8%	74.0%	66.6%	100.0%	59.5%	75.7%
Migrants	67.7%	66.9%	68.5%	90.7%	52.4%	73.1%
All	60.8%	65.8%	48.3%	85.3%	44.9%	66.8%

CBVCT 3:

Proportion of clients who reported to have been tested for HIV during preceding 12 months

Over a fifth of persons tested for HIV reported having had a previous test in the last 12 months (CBVCT 3, 3/38 members did not report). The majority of the key populations being tested in the COBATEST network are not meeting WHO recommendations that MSM, SW, PWID and transgender people be tested at least every 12 months, showing regular testing has not been incorporated into their health routine. People who inject drugs are less likely than the general population to have been tested in the last 12 months.

$$\frac{\text{Number of clients who reported to have been tested for HIV in previous 12 months}}{\text{Number of clients tested for HIV with a screening test}} \times 100$$

	All	Males	Females	Transgender	<25 years old	≥25 years old
MSM	36.9%	36.8%		64.1%	31.3%	41.4%
SW	44.1%	47.2%	39.7%	58.1%	40.6%	45.4%
PWID	20.9%	21.6%	16.5%	100.0%	12.9%	22.6%
Migrants	32.9%	33.8%	29.9%	57.2%	30.2%	34.8%
All	21.6%	24.9%	12.6%	54.6%	18.3%	24.4%

CBVCT 4:

Proportion of clients who reported to have been tested for HIV at the same CBVCT facility during preceding 12 months

Higher proportions of key populations return to the same CBVCT within 12 months for a test compared to the average proportion amongst all testers (CBVCT 4, 4/38 members did not report). This demonstrates that CBVCTs are successfully building relations with key populations and the message of routine testing is being communicated.

$$\frac{\text{Number of clients who reported to have been tested for HIV in previous 12 months in same CBVCT facility}}{\text{Number of clients tested for HIV with a screening test}} \times 100$$

	All	Males	Females	Transgender	<25 years old	≥25 years old
MSM	13.9%	13.8%		26.9%	12.0%	15.3%
SW	20.2%	18.3%	19.6%	22.2%	20.1%	20.3%
PWID	9.2%	9.7%	5.4%		4.2%	10.3%
Migrants	13.2%	13.6%	11.6%	22.7%	11.1%	14.2%
All	8.1%	9.3%	4.6%	21.9%	6.4%	9.0%

CBVCT 5:

Proportion of clients with reactive screening HIV test result

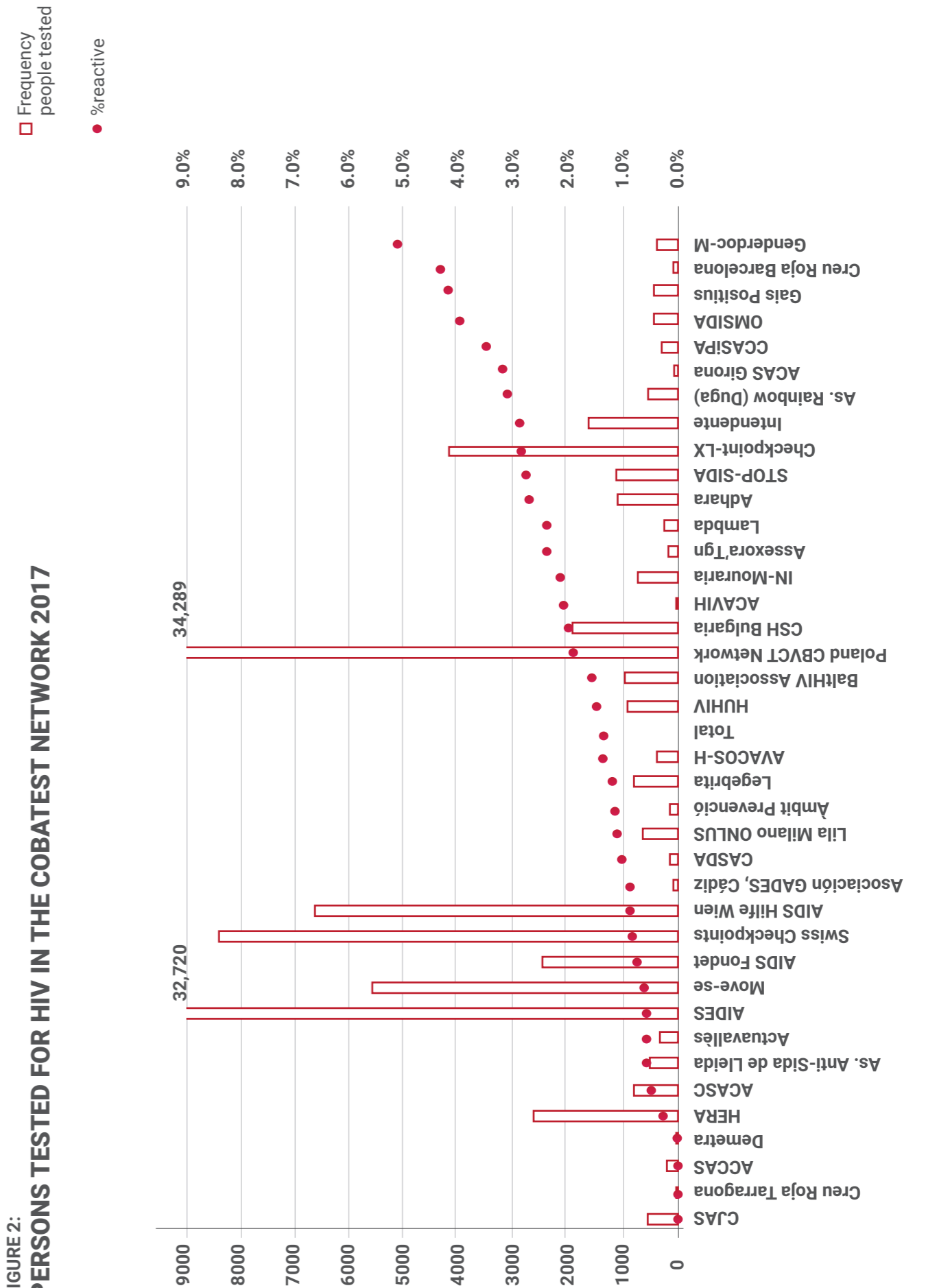
The highest proportion of reactive tests is among MSM, SW and transgender people (CBVCT 5, all centres reported). The alarmingly high proportion of reactive tests among transgender people and the small number of tests reported, reinforces the need to improve data collection so there is more reliable data to inform testing strategies in this population.

Figure 2 graphs the number of tests and proportion of reactive tests in each centre. Centres with the highest proportion of reactive tests include Genderdoc-M and Association Rainbow, both based in Eastern Europe. Genderdoc-M is based in Moldova which has a high rate of HIV amongst MSM. Rapid testing was made widely available, increasing the number of HIV tests and diagnoses. CAS/ARD Lluís Companys also has a notably high proportion of reactive tests; around 75% of people tested are PWID.

$\frac{\text{Number of clients who reported to have been tested for HIV in previous 12 months}}{\text{Number of clients tested for HIV with a screening test}} \times 100$

	All	Males	Females	Transgender	<25 years old	≥25 years old
MSM	2.2% n=903	2.2% n=888		9.0% n=15	1.7% n=153	2.3% n=675
SW	2.0% n=81	2.7% n=37	0.7% n=17	8.4% n=17	1.7% n=19	2.2% n=62
PWID	1.5% n=46	1.6% n=39	1.3% n=7	0.0% n=0	0.6% n=3	1.7% n=42
Migrants	1.5% n=318	1.5% n=220	1.0% n=71	8.8% n=17	0.9% n=44	1.7% n=266
All	1.3% n=1421	1.5% n=1221	0.5% n=170	7.2% n=18	0.8% n=207	1.4% n=1115

FIGURE 2: PERSONS TESTED FOR HIV IN THE COBATEST NETWORK 2017



CBVCT 6:

Proportion of clients with reactive screening HIV test result who were tested with confirmatory HIV test

This indicator should be interpreted with caution as a low percentage could indicate a problem with reporting rather than few people having a confirmatory test. The proportion is likely to be higher in reality as the denominator is all reactive tests, not just reactive tests from those members who report CBVCT 6. The definition of this variable may differ between services, also affecting the reliability (i.e. in some cases it is recorded when the client reports having a confirmatory test and in others the confirmatory test is performed in the centre). Six centres did not report this indicator because they either do not perform or do not report follow-up (CBVCT 6). The majority of the transgender people were tested in centres which have services directed at this population (Ambit Prevenció, StopSIDA, Espaco Intendente), which may explain the more comprehensive reporting of confirmatory testing of transgender people.

$$\frac{\text{Number of clients with reactive screening test who were tested with confirmatory HIV test}}{\text{Number of clients with a reactive HIV screening test}} \times 100$$

	All	Males	Females	Transgender	<25 years old	≥25 years old
MSM	72.4%	72.2%		86.7%	78.4%	71.9%
SW	56.8%	54.1%	47.1%	88.2%	57.9%	56.5%
PWID	63.0%	61.5%	71.4%		100.0%	59.5%
Migrants	42.8%	40.0%	43.7%	88.2%	45.5%	41.4%
All	73.3%	74.7%	64.7%	88.9%	78.3%	73.1%

CBVCT 7:

Proportion of clients with positive confirmatory HIV test result

As in CBVCT6, the percentage of confirmatory HIV test results is likely to be underreported (CBVCT 7, seven centres did not report). To understand what groups of clients are not accessing confirmatory testing following a reactive screening result, further investigation is needed into how CBVCTs report confirmatory testing and false positives.

$$\frac{\text{Number of clients with positive confirmatory HIV test}}{\text{Number of clients tested for HIV with a screening test}} \times 100$$

	All	Males	Females	Transgender	<25 years old	≥25 years old
MSM	1.4%	1.4%		7.8%	1.2%	1.5%
SW	1.1%	1.5%	0.3%	7.4%	1.0%	1.2%
PWID	0.9%	0.9%	0.8%	0.0%	0.6%	0.8%
Migrants	0.6%	0.6%	0.4%	7.7%	0.4%	0.6%
All	0.8%	1.0%	0.2%	6.4%	0.5%	0.9%

Number of clients needed to test to find a positive HIV result

Number of clients needed to test (NTT), shows screening amongst transgender people is very effective in diagnosing HIV, as is testing amongst MSM and MSW. The most effective female key population to screen is women who inject drugs. NTT allows members to prioritise screening strategies to produce the largest benefit.

$$\frac{\text{Number of clients tested}}{\text{Number of clients with positive confirmatory HIV test}} \times 100$$

	All	Males	Females	Transgender	<25 years old	≥25 years old
MSM	70.5	71.8		12.8	82.8	68.4
SW	89.4	67.6	334.3	13.5	102.4	84.2
PWID	110.7	106.8	130.3		175.3	122.4
Migrants	173.1	180.8	245.0	12.9	264.2	157.6
All	130.0	102.6	484.0	15.7	209.4	113.5

Summary of People Tested for HIV and Reactive Tests All COBATEST Network 2017

This year the COBATEST Network collected data on 111,579 people, more than any year in the Network's history. Of these, 1.3% had reactive tests. Over 25s had a higher proportion of reactive tests than under 25s. Males and transgender people had a higher proportion of reactive tests than the population average. Female sex workers have a higher proportion of reactive tests than all females, but lower than the total population. Male sex workers and transgender sex workers have a notably high proportion of reactive tests. More than half (60.8%) of people tested had previously been tested for HIV, 21.6% had been tested in the last 12 months and 8.1% had been tested in the last 12 months in the same CBVCT. This shows that a significant proportion of people have regular testing built into their routine healthcare and are returning to CBVCT services.

Of all people tested, 0.01% were reported to have received a false positive result. This may be an underestimate, given that many CBVCTs do not offer confirmatory testing on-site and follow-up of confirmatory test results is not always performed/reported.

**TABLE 1:
DESCRIPTIVE OF PEOPLE TESTED FOR HIV AND REACTIVE TESTS**

		Total N	Reactive N	Reactive %
Number of persons tested		111,579	1,421	1.3%
Age Group	<25	27,227	207	0.8%
	≥25	77,186	1,114	1.4%
	Missing	6,601	61	0.9%
Gender	Male	79,440	1,221	1.5%
	Female	31,462	170	0.5%
	Transgender	251	18	7.2%
	Missing	10	0	0.0%
Migrant	Yes	21,464	318	1.5%
	Missing	6,127	51	0.8%
At-risk group**	PWID	2,988	46	1.5%
	MSW	1,352	37	2.7%
	FSW	2,340	17	0.7%
	TSW	203	17	8.4%
	MSM/TSM	40,540	903	2.2%
Previous HIV test Test Last 12Months Test in 12 months in this CBVCT		67,888	0	0.0%
		24,046	0	0.0%
		9,003	0	0.0%
False positive			112	
Confirmatory HIV test Confirmatory HIV test result positive			1,032	
			859	

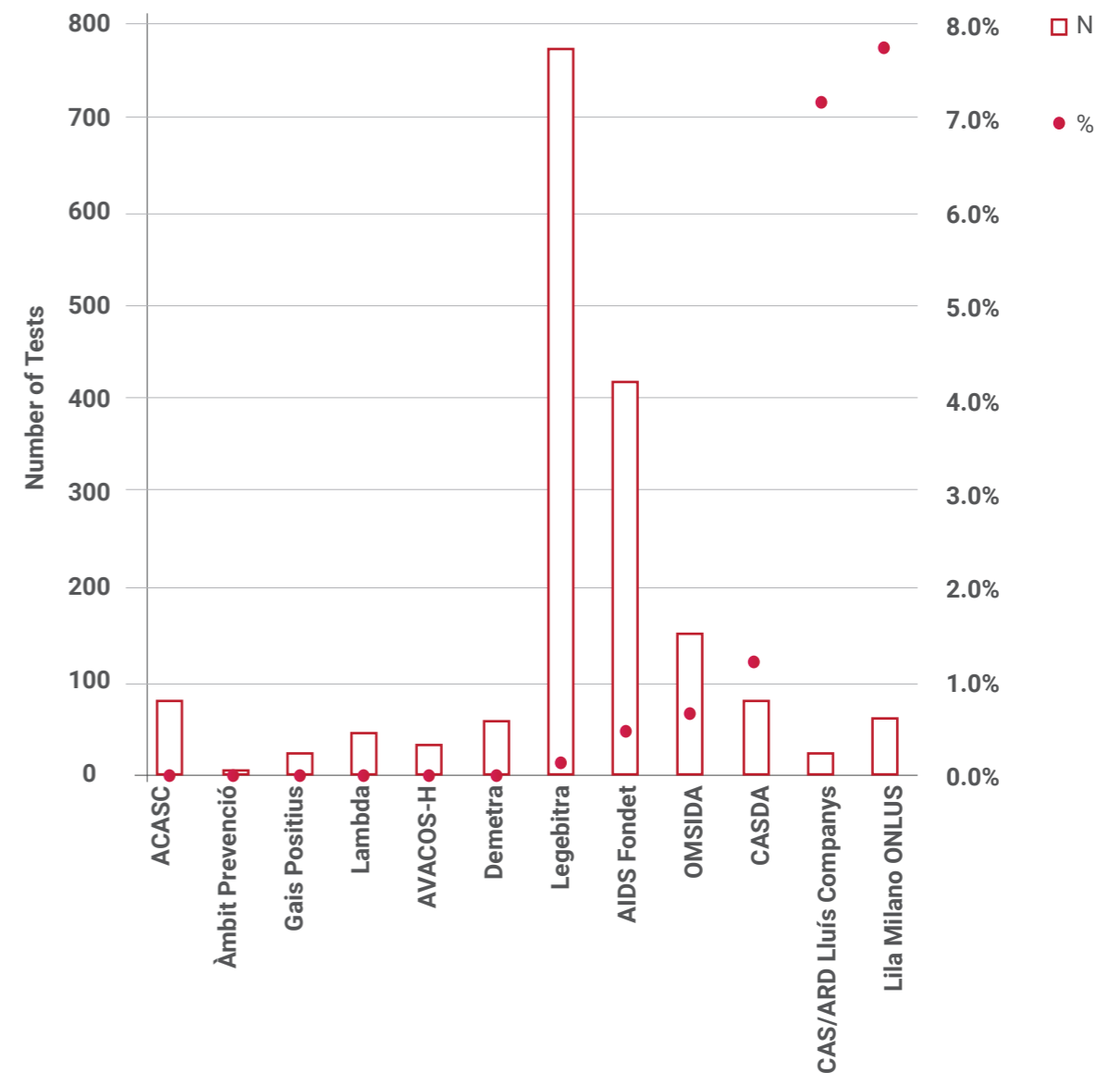
*Three members counted only tests, not people

**People can be counted in zero or one key population, except two members who count clients in only one key population

HCV Screening

Figure 3 shows members who use the COBATEST online data collection (plus Legebitra) and offer HCV tests. Many more members are offering HCV testing and it is a priority to adapt the aggregated data collection form to better capture this data. Similarly to the HIV screening, CAS/ARD Lluís Companys (whose service is aimed at PWID) has a small number of HCV tests and a high proportion of reactive results.

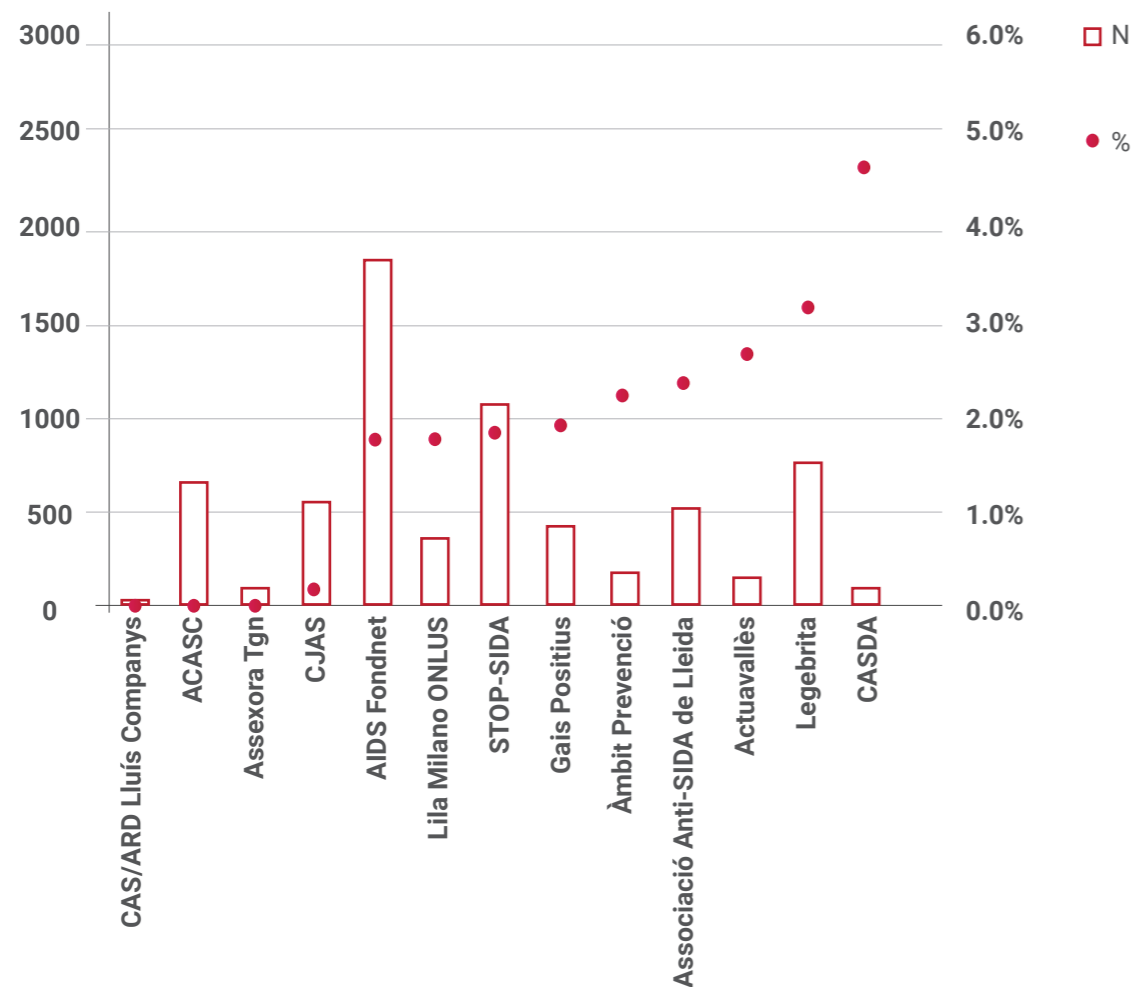
**FIGURE 3:
HCV Screening (N) and Reactive Tests (%) by Services Using COBATEST Tool 2017**



Syphilis Screening

Figure 4 shows centres members who use the COBATEST online data collection (plus Legebitra) and offer syphilis tests. Many more members are offering syphilis testing and it is a priority to adapt the aggregated data collection form to better capture this data. The highest proportion of reactive tests was found in CASDA (3 of those 4 cases were MSM) and Legebitra whose services target MSM.

FIGURE 4:
Syphilis Screening (N) and Reactive Tests (%) by Services Using COBATEST Tool 2017



CONCLUSIONS

Activity in the COBATEST Network has increased since the Euro HIV EDAT Work Package 4 final report. In 2017 we counted 111,579 clients tested for HIV in 38 CBVCT services, while in 2016, 38 CBVCT services submitted data on 72,916 clients tested.

The percentage of reactive tests among members varied from 0.0% to 4.9%, with a mean of 1.3% and median of 1.4%.

The variable “confirmatory test performed” and “confirmatory test result” continue to be problematic with six members failing to report this variable. From the report “Quality of HIV testing data in the community setting - COBATEST Network”, it is understood that the reporting of confirmatory tests depends on the service pathways in the CBVCT. CBVCTs that are able to immediately refer clients for a confirmatory test and perform follow-up are more likely to record the variable.

COBATEST reporting should reflect the increasing availability of syphilis and HCV testing in the CBVCTs. Members who are using the COBATEST online data collection tool have reported good quality data on HCV and syphilis testing but COBATEST aggregated data reporting forms failed to capture this. By streamlining our indicators and adapting the data collection forms, this can be reported in the next annual report.

The data collected through the COBATEST Network is of high quality and useful in informing decisions within the organisation, at the national and the European level. The COBATEST network as a source of CBVCT data is not being utilised by the national surveillance systems of most countries.

The results demonstrate the importance of testing key populations. COBATEST Network data still has gaps in key populations, especially data on transgender people. This should be improved to better understand testing/diagnosis in this group and so that CBVCTs can better tailor services for these clients.

RECOMMENDATIONS

Incorporation of COBATEST indicators into national surveillance systems would improve understanding of how CBVCT activity is contributing to HIV/HCV/syphilis diagnosis. Incorporation would allow countries to adapt their testing strategies to improve testing uptake, particularly among key populations.

The completeness and quality of data can be improved by implementing the recommendations in the report “Quality of HIV testing data in the community setting - COBATEST Network”. Data on confirmatory tests and linkage to care is vital to understanding the care cascade. Data from clients that report these variables should be complemented by explanation of the referral pathways they have in place for clients with reactive tests.

In addition to the previous requirements for aggregated data submission, COBATEST members will now be requested to submit data on HCV and syphilis testing as well as more complete information on gender (female, male, transgender woman, transgender man).

Better adherence to the instruction to submit data and standardisation of data collected would improve data quality. We ask that members collect data on all key populations (even if they may have a service targeting only one key population) and that they record clients that belong to more than one key population.

Given more than half of the data submitted to the COBATEST Network comes from three centres who do not use a unique identifier, there is a need to adjust the data collection to better incorporate these centres. One possibility is to have a parallel form for those who collect aggregated data to submit data on persons tested and on total number of tests. Then it would be possible to analyse the data of all tests performed, and perform a reduced analysis for those centres which have information on number of people tested.

ANNEX 1: DESCRIPTIVE OF PEOPLE TESTED FOR HIV AND REACTIVE TESTS BY MEMBER

	C-JAS		CAS/ARD Lluís Companys		STOP-SIDA		Associació Anti-SIDA de Lleida		
	Total N	Reactive N %	Total N	Reactive N %	Total N	Reactive N %	Total N	Reactive N %	
Number of tests Persons tested	584 565	0 0.0%	61 4.9%	1190 2.6%	573 0.6%	543 2.6%	3 0.6%	573 0.6%	
Age Group									
<25	386	0	5	0.0%	224	7	0	219	0
≥25	166	0	53	0.0%	860	22	3	315	3
Missing	13	0	3	0.0%	12	0	0	9	0
Gender									
Male	227	0	51	3.9%	811	21	2	289	2
Female	338	0	10	10.0%	225	0	1	247	1
Transgender	0	0	0	0	60	8	0	7	0
Missing	0	0	0	0	0	0	0	0	0
Foreign national									
No	392	0	20	10.0%	559	5	3	397	3
Yes	164	0	41	2.4%	537	24	0	146	0
Don't know	0	0	0	0	0	0	0	0	0
Missing	9	0	0	0	0	0	0	0	0
At-risk group									
PWID	0	0	45	6.7%	0	0	0	5	0
MSW	1	0	2	0.0%	64	6	0	20	0
FSW	2	0	3	33.3%	7	0	0	42	0
TSW	0	0	0	0.0%	60	8	0	7	0
MSM/TSM	64	0	3	0.0%	694	28	2	148	2
Previous HIV test Test Last 12 Months Test in 12 months in this CBVCT									
Yes	191	0	56	3	882	26	2	148	2
No	75	0	31	3	491	14	2	105	2
Missing	36	0	15	1	227	2	2	103	2
False positive									
Yes	0	0	0	0	0	0	0	0	0
No	0	0	0	0	0	0	0	0	0
Confirmatory HIV test Confirmatory HIV test result positive									
Yes	0	0	0	0	0	0	0	0	0
No	0	0	0	0	0	0	0	0	0

**ANNEX 1:
DESCRIPTIVE OF PEOPLE
TESTED FOR HIV
AND REACTIVE TESTS
BY MEMBER**

	ACASC			Actuavallès			Àmbit Prevenció			ACAS Girona		
	Total N	Reactive N	Reactive %	Total N	Reactive N	Reactive %	Total N	Reactive N	Reactive %	Total N	Reactive N	Reactive %
Number of tests Persons tested	901 834	3	0.4%	380 361	2	0.6%	1199 182	2	1.1%	108 99	3	3.0%
Age Group												
<25	151	1	0.7%	127	1	0.8%	41	0	0.0%	29	1	3.4%
≥25	638	2	0.3%	227	1	0.4%	133	2	1.5%	70	2	2.9%
Missing	45	0	0.0%	7	0	0.0%	8	0	0.0%	0	0	0.0%
Gender												
Male	550	3	0.5%	200	0	0.0%	10	1	10.0%	53	3	5.7%
Female	281	0	0.0%	157	1	0.6%	131	0	0.0%	42	0	0.0%
Transgender	3	0	0.0%	4	1	25.0%	41	1	2.4%	4	0	0.0%
Missing	0	0		0	0		0	0		0	0	
Foreign national												
No	457	2	0.4%	238	0	0.0%	10	0	0.0%	66	2	3.0%
Yes	325	1	0.3%	114	2	1.8%	172	2	1.2%	33	1	3.0%
Don't know	0	0		2	0	0.0%	0	0	0.0%	0	0	0.0%
Missing	52	0	0.0%	7	0	0.0%	0	0	0.0%	0	0	0.0%
At-risk group												
PWID	1	0	0.0%	0	0	0.0%	0	0	0.0%	1	0	0.0%
MSW	19	0	0.0%	11	0	0.0%	10	1	10.0%	6	1	16.7%
FSW	3	0	0.0%	64	0	0.0%	125	0	0.0%	14	0	0.0%
TSW	1	0	0.0%	2	1	50.0%	40	1	2.5%	3	0	0.0%
MSM/TSM	269	3	1.1%	108	1	0.9%	50	2	4.0%	32	3	9.4%
Previous HIV test TestLast12Months Test in 12 months in this CBVCT												
Yes	531	3		227	0		154	1		54	3	
Don't know	249	2		110	0		112	1		29	1	
Missing	120	0		65	0		97	0		17	0	
False positive												
		2		1	2			0			2	
Confirmatory HIV test Confirmatory HIV test result positive		2			1			0			2	

**ANNEX 1:
DESCRIPTIVE OF PEOPLE
TESTED FOR HIV
AND REACTIVE TESTS
BY MEMBER**

	Gais Positius			Creu Roja Tarragona			AssexoraTgn			ACCAS, Asociación Ciudadana Cán- tabra Anti Sida		
	Total N	Reactive N	Reactive %	Total N	Reactive N	Reactive %	Total N	Reactive N	Reactive %	Total N	Reactive N	Reactive %
Number of tests Persons tested	484 427	17	4.0%	29 27	0	0.0%	142 130	3	2.3%	255 235	0	0.0%
Age Group												
<25	94	1	1.1%	4	0	0.0%	42	0	0.0%	75	0	0.0%
≥25	326	16	4.9%	23	0	0.0%	84	3	3.6%	160	0	0.0%
Missing	7	0	0.0%	0	0	0.0%	4	0	0.0%	0	0	0.0%
Gender												
Male	380	17	4.5%	15	0	0.0%	94	2	2.1%	120	0	0.0%
Female	44	0	0.0%	12	0	0.0%	35	0	0.0%	106	0	0.0%
Transgender	3	0	0.0%	0	0	0.0%	1	1	100.0%	9	0	0.0%
Missing	0	0		0	0		0	0		0	0	
Foreign national												
No	285	2	0.7%	15	0	0.0%	93	2	2.2%	158	0	0.0%
Yes	141	15	10.6%	10	0	0.0%	37	1	2.7%	74	0	0.0%
Don't know	0	0		0	0		0	0		0	0	
Missing	1	0	0.0%	2	0	0.0%	0	0	0.0%	3	0	0.0%
At-risk group												
PWID	0	0		0	0		0	0		1	0	0.0%
MSW	7	1	14.3%	1	0	0.0%	5	0	0.0%	11	0	0.0%
FSW	0	0		6	0	0.0%	8	0	0.0%	38	0	0.0%
TSW	2	0	0.0%	0	0	0.0%	1	1	100.0%	9	0	0.0%
MSM/TSM	329	16	4.9%	9	0	0.0%	72	3	4.2%	77	0	0.0%
Previous HIV test TestLast12Months Test in 12 months in this CBVCT												
Yes	363	15		21	0		87	2		131	0	
Don't know	231	10		13	0		51	1		68	0	
Missing	94	2		5	0		26	0		31	0	
False positive												
		12			0			2			0	
Confirmatory HIV test Confirmatory HIV test result positive		12			0			2			0	

ANNEX 1: DESCRIPTIVE OF PEOPLE TESTED FOR HIV AND REACTIVE TESTS BY MEMBER	AIDS Fondet				Lambda, col·lectiu de lesbians, gais, transsexuals i bisexuals de Valencia				Asociación Valenciana de VIH, SIDA y Hepatitis “AVACOS-H”				Association of HIV affected women and their families “Demetra”			
	Total N	Reactive N	Reactive %	Total N	Reactive N	Reactive %	Total N	Reactive N	Reactive %	Total N	Reactive N	Reactive %	Total N	Reactive N	Reactive %	
	Number of tests Persons tested	2791 2376	17	0.7%	272 264	6	2.3%	394 385	5	1.3%	77	0	0.0%			
Age Group																
<25	526	1	0.2%	79	2	2.5%	98	0	0.0%	21	0	0.0%				
≥25	1772	15	0.8%	139	2	1.4%	285	5	1.8%	56	0	0.0%				
Missing	78	1	1.3%	46	2	4.3%	2	0	0.0%	0	0	0.0%				
Gender																
Male	2098	16	0.8%	251	6	2.4%	268	5	1.9%	72	0	0.0%				
Female	259	1	0.4%	12	0	0.0%	117	0	0.0%	5	0	0.0%				
Transgender	10	0	0.0%	1	0	0.0%	0	0	0.0%	0	0	0.0%				
Missing	9	0	0.0%	0	0	0.0%	0	0	0.0%	0	0	0.0%				
Foreign national																
No	1214	9	0.7%	212	2	.9%	290	3	1.0%	73	0	0.0%				
Yes	969	8	0.8%	49	4	8.2%	93	2	2.2%	4	0	0.0%				
Don't know	1	0	0.0%	0	0	0.0%	0	0	0.0%	0	0	0.0%				
Missing	192	0	0.0%	3	0	0.0%	2	0	0.0%	0	0	0.0%				
At-risk group																
PWID	21	1	4.8%	1	0	0.0%	1	0	0.0%	0	0	0.0%				
MSW	86	0	0.0%	1	0	0.0%	3	0	0.0%	2	0	0.0%				
FSW	1	0	0.0%	0	0	0.0%	0	0	0.0%	0	0	0.0%				
TSW	2	0	0.0%	1	0	0.0%	0	0	0.0%	0	0	0.0%				
MSM/TSM	1567	13	0.8%	246	5	2.0%	97	3	3.1%	64	0	0.0%				
Previous HIV test TestLast12Months Test in 12 months in this CBVCT																
Tested	1747	15		193	4		196	2		42	0					
Not tested	968	9		99	3		51	0		22	0					
Missing	585	4		23	0		17	0		8	0					
False positive	1															
Confirmatory HIV test Confirmatory HIV test result positive		16 11			6 4			5 5			0 0					

ANNEX 1: DESCRIPTIVE OF PEOPLE TESTED FOR HIV AND REACTIVE TESTS BY MEMBER	Lila Milano ONLUS				Asociación GADES, Cádiz (Mujer Gades)				OMSIDA				ACAVIH			
	Total N	Reactive N	Reactive %	Total N	Reactive N	Reactive %	Total N	Reactive N	Reactive %	Total N	Reactive N	Reactive %	Total N	Reactive N	Reactive %	
	Number of tests Persons tested	808 785	7	0.9%	124 119	1	.8%	469 451	17	3.8%	52 50	1	2.0%			
Age Group																
<25	147	0	0.0%	30	0	.0%	107	2	1.9%	21	0	0.0%				
≥25	638	7	1.1%	87	1	1.1%	341	15	4.4%	29	1	3.4%				
Missing	0	0	0.0%	2	0	.0%	3	0	0.0%	0	0	0.0%				
Gender																
Male	576	7	1.2%	24	0	.0%	303	13	4.3%	36	1	2.8%				
Female	207	0	0.0%	95	1	1.1%	144	2	1.4%	14	0	0.0%				
Transgender	1	0	0.0%	0	0	0.0%	4	2	50.0%	0	0	0.0%				
Missing	1	0	0.0%	0	0	0.0%	0	0	0.0%	0	0	0.0%				
Foreign national																
No	611	7	1.1%	44	1	2.3%	330	6	1.8%	36	1	2.8%				
Yes	174	0	0.0%	73	0	.0%	119	11	9.2%	9	0	0.0%				
Don't know	0	0	0.0%	0	0	0.0%	0	0	0.0%	0	0	0.0%				
Missing	0	0	0.0%	2	0	.0%	2	0	0.0%	5	0	0.0%				
At-risk group																
PWID	14	0	0.0%	0	0	0.0%	2	0	0.0%	0	0	0.0%				
MSW	10	0	0.0%	1	0	.0%	38	3	7.9%	0	0	0.0%				
FSW	5	0	0.0%	72	0	.0%	45	1	2.2%	0	0	0.0%				
TSW	0	0	0.0%	0	0	0.0%	3	1	33.3%	0	0	0.0%				
MSM/TSM	359	6	1.7%	12	0	.0%	173	10	5.8%	14	0	0.0%				
Previous HIV test TestLast12Months Test in 12 months in this CBVCT																
Tested	543	6		76	0		259	12		14	0					
Not tested	236	2		32	0		117	8		1	0					
Missing	69	0		10	0		68	2		0	0					
False positive																
Confirmatory HIV test Confirmatory HIV test result positive		6 6			0 0			17 17			1 1					

**ANNEX 1:
DESCRIPTIVE OF PEOPLE
TESTED FOR HIV
AND REACTIVE TESTS
BY MEMBER**

	CASDA			Comité Anti-Sida Asturias (CCASIPA)			Adhara			AIDS Hilfe Wien		
	Total N	Reactive N	Reactive %	Total N	Reactive N	Reactive %	Total N	Reactive N	Reactive %	Total N	Reactive N	Reactive %
Number of tests Persons tested	200 200	2	1.0%	338 331	12	3.3%	1262 1088	29	2.7%	6702 6322	56	.8%
Age Group	<25 ≥25 Missing	0 2 0	0.0% 1.3% 0.0%	97 222 12	1 9 2	1.0% 3.6% 16.7%	280 794 14	7 22 0	0.7% 3.4% 0.0%	0 0 6322	0 0 56	0.0% 0.0% .8%
Gender	Male Female Transgender Missing	2 0 0 0	1.4% 0.0%	185 139 7 0	7 4 1 0	3.8% 2.9% 14.3%	927 149 12 0	21 0 8 0	2.9% 0.7% 8.3%	4277 2041 4 0	48 8 0 0	1.1% 0.4% 0.0%
Foreign national	No Yes Don't know Missing	1 1 0 0	0.6% 2.5% 0.0% 0.0%	253 75 0 3	6 6 0 0	2.4% 6.7% 0.0% 0.0%	939 148 0 1	5 24 0 0	2.4% 4.1% 0.0% 0.0%	0 479 0 5843	0 5 0 51	0.0% 1.0% 0.0% .8%
At-risk group	PWID MSW FSW TSW MSM/TSM	2 4 2 0 81	0.0% 0.0% 0.0% 0.0% 2.5%	20 10 29 5 89	2 1 0 1 6	10.0% 10.0% 0.0% 20.0% 6.7%	20 10 29 11 791	2 6 0 8 28	10.0% 0.0% 3.4% 9.1% 3.2%	10 0 4 0 2074	0 0 0 0 41	0.0% 0.0% 0.0% 0.0% 1.9%
Previous HIV test TestLast12Months Test in 12 months in this CBVCT	113 46 15	2 1 0		169 63 19	7 1 0		742 244 96	26 14 2		3903 1309 1309	41 12 12	
False positive				2						3		
Confirmatory HIV test Confirmatory HIV test result positive		0 0			10 8						41 30	

**ANNEX 1:
DESCRIPTIVE OF PEOPLE
TESTED FOR HIV
AND REACTIVE TESTS
BY MEMBER**

	Health Without Borders Bulgaria			Association Rainbow			Swiss Checkpoints			Genderdoc-M		
	Total N	Reactive N	Reactive %	Total N	Reactive N	Reactive %	Total N	Reactive N	Reactive %	Total N	Reactive N	Reactive %
Persons tested	1858	35	1.9%	573	17	3.0%	7962	64	0.8%	411	20.0	4.9%
Age Group	<25 ≥25 Missing	3 31	0.9% 2.0%	250 323	11 6	4.4% 1.9%	1130 6832	7 57	0.6% 0.8%			
Gender	Male Female Transgender Missing	34 1	2.6% 0.2%	538 35	17 0	3.2% 0.0%	7409 442	63 0	0.9% 0.0%	375 36	20 0	5.3% 0.0%
Foreign national	No Yes Don't know Missing						7536 426	62 2	0.8% 0.5%			
At-risk group	PWID MSW FSW TSW MSM/TSM	1 0 0 34	8.3% 0.0% 0.0% 3.5%	8 11 33 521	0 0 0 17	0.0% 0.0% 0.0% 3.3%	56 171 47 6155	2 3 0 54	3.6% 1.8% 0.0% 0.9%	20 0 0 375	0 0 0 20	0.0% 0.0% 0.0% 5.3%
Previous HIV test TestLast12Months Test in 12 months in this CBVCT				224 132 97			6974 4020			101 101		
False positive												
Confirmatory HIV test Confirmatory HIV test result positive		34 34			17 17			64 57			15 15	

**ANNEX 1:
DESCRIPTIVE OF PEOPLE
TESTED FOR HIV
AND REACTIVE TESTS
BY MEMBER**

	IN-Mouraria			Checkpoint LX			Move-se			Intendente			
	Total N	Reactive N	Reactive %	Total N	Reactive N	Reactive %	Total N	Reactive N	Reactive %	Total N	Reactive N	Reactive %	
	Persons tested	728	15	2.1%	3965	107	2.7%	5306	33	0.6%	1569	43	2.7%
Age Group	<25	2	1.2%	1016	19	1.9%	857	3	0.4%	410	6	1.5%	
	≥25	563	13	2.3%	2948	88	3.0%	4351	28	0.6%	1107	35	3.2%
	Missing	3		1	0	0.0%	98	2	2.0%	52	2	3.8%	
Gender	Male	483	9	1.9%	3949	107	2.7%	2739	22	0.8%	719	19	2.6%
	Female	241	6	2.5%	0	0		2490	10	0.4%	784	21	2.7%
	Transgender	4		0.0%	16	0	0.0%	7	0	0.0%	58	3	5.2%
Foreign national	No	354	7	2.0%	1144	52	4.5%	2616	21	0.8%	896	34	3.8%
	Yes												
	Don't know												
At-risk group	PWID	81	4	4.9%	29	1	3.4%	116	1	0.9%	22	1	4.5%
	MSW	29	0	0.0%	32	2	6.3%	46	0	0.0%	37	4	10.8%
	FSW	15	0	0.0%	0	0		93	1	1.1%	198	3	1.5%
	TSW				3	0	0.0%	4	0	0.0%	50	3	6.0%
	MSM/TSM	65	2	3.1%	3949	107	2.7%	160	3	1.9%	131	7	5.3%
Previous HIV test Test last 12 months Test in this CBVCT	Yes	418		3434			2479			896			
	No	121		2254			555			357			
	Missing	33		1229			161			27			
False positive													
Confirmatory HIV test Confirmatory HIV test result positive											19	19	

**ANNEX 1:
DESCRIPTIVE OF PEOPLE
TESTED FOR HIV
AND REACTIVE TESTS
BY MEMBER**

	HUHIV			HERA			BaltHIV			AIDES France			
	Total N	Reactive N	Reactive %	Total N	Reactive N	Reactive %	Total N	Reactive N	Reactive %	Total N	Reactive N	Reactive %	
	Persons tested	914	13	1.4%	2527	7	0.3%	934	14	1.5%	32720	195	0.6%
Age Group	<25	223	1	0.4%	852	1	0.1%	331	6	1.8%	9694	29	0.3%
	≥25	691	12	1.7%	1675	6	0.4%	603	8	1.3%	23026	166	0.7%
	Missing												
Gender	Male	655	13	2.0%	2017	7	0.3%	520	14	2.7%	23902	142	0.6%
	Female	259	0	0.0%	510	0	0.0%	413	0	0.0%	8596	43	0.5%
	Transgender		0							222			
Foreign national	No	5	0	0.0%	0	0		92		11900	112	0.9%	
	Yes												
	Don't know												
At-risk group	PWID	14	0	0.0%	803	0	0.0%	17	1	5.9%	1117	6	0.5%
	MSW	0	0	0.0%	77	0	0.0%	1	1	100.0%	594	13	2.2%
	FSW	5	0	0.0%	419	0	0.0%	3	0	0.0%	1026	9	0.9%
	TSW												
	MSM/TSM	453	12	2.6%	1228	7	0.6%	337	12	3.6%	10356	110	1.1%
Previous HIV test Test last 12 months Test in this CBVCT	Yes	447		1767			433			23754			
	No	255					296			12188			
	Missing	135					107			5467			
False positive													
Confirmatory HIV test Confirmatory HIV test result positive		13			7						79	73	

**ANNEX 1:
DESCRIPTIVE OF PEOPLE
TESTED FOR HIV
AND REACTIVE TESTS
BY MEMBER**

	Poland CBVCT Network			Legebitra		
	Total N	Reactive N	Reactive %	Total N	Reactive N	Reactive %
Number of tests Persons tested	34289	630	1.8%	786	9	1.1%
Age Group						
<25	8912	103	1.2%	220	2	0.9%
≥25	25377	527	2.1%	566	7	1.2%
Missing						
Gender						
Male	22050	561	2.5%	786	9	1.1%
Female	12239	69	0.6%			
Transgender						
Missing						
Foreign national						
No						
Yes						
Don't know						
Missing						
At-risk group						
PWID	588	23	3.9%			
MSW						
FSW						
TSW						
MSM/TSM	7613	339	4.5%	786	9	1.1%
Previous HIV test Test Last 12 Months Test in 12 months in this CBVCT	15489			648		
				434		
				278		
False positive		103/35**			2	
Confirmatory HIV test Confirmatory HIV test result positive		630				
		492				


**103 false positive, 35 undetermined

**ANNEX 2:
PEOPLE TESTED FOR SYPHILIS AND REACTIVE
TESTS BY MEMBERS USING THE COBATEST
TOOL 2017**

	Total N	Reactive n	Reactive %
CAS/ARD Lluís Companys	49	0	0.0%
ACASC	663	0	0.0%
AssexoraTgn	90	0	0.0%
CJAS	549	1	0.2%
AIDS Fondet	1841	32	1.7%
Lila Milano ONLUS	290	5	1.7%
STOP-SIDA	1066	19	1.8%
Gais Positiu	417	8	1.9%
Àmbit Prevenció	180	4	2.2%
Associació Anti-SIDA de Lleida	518	12	2.3%
Actuavallès	150	4	2.7%
Legebitra	743	23	3.1%
CASDA	87	4	4.6%

**ANNEX 3:
PEOPLE TESTED FOR HCV AND REACTIVE
TESTS BY MEMBERS USING THE COBATEST
TOOL 2017**

	Total N	Reactive n	Reactive %
ACASC	82	0	0.0%
Àmbit Prevenció	6	0	0.0%
Gais Positiu	26	0	0.0%
Lambda	49	0	0.0%
AVACOS-H	35	0	0.0%
Demetra	62	0	0.0%
Legebitra	775	1	0.1%
AIDS Fondet	419	2	0.5%
OMSIDA	152	1	0.7%
CASDA	82	1	1.2%
CAS/ARD Lluís Companys	28	2	7.1%
Lila Milano ONLUS	65	5	7.7%



COBATEST
NETWORK

www.cobatest.org