

HIV in Europe

Still on rise

Civil Society Forum meeting
3 December 2012

New surveillance report 2011

- Over 53 974 new cases for 2011 reported to WHO/ECDC by 50 countries
- No data: Monaco, Russian Federation, Uzbekistan
 - Russian Federation*: 67 317 cases
 - Uzbekistan**: 3 584 cases
- Some 125 000 new cases registered in 2011 in 52 countries of WHO European Region**

World Health Organization Europe
Civil Society Forum meeting
HIV/AIDS, STIs & Viral Hepatitis (HSV) Programme
1

World Health Organization Europe
Civil Society Forum meeting
Civil Society Forum meeting
3 December 2012
2

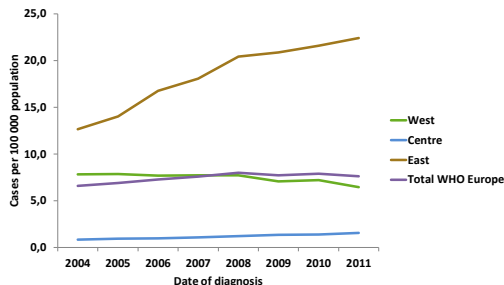
New infections diagnosed in 2011

Geographical areas	WHO European Region		
	West	Centre	East
Reporting countries/number of countries	50/53	22/23	15/15
Number of HIV diagnoses	53974	26204	2997
Diagnoses per 100 000 population	7.6	6.5	1.6
Percentage aged 15-24 years	11.1%	10.1%	16.8%
Male-to-female ratio	2.0	2.9	4.3
Transmission mode (percentage)			
Heterosexual	45.8%	37.9%	25.7%
Men who have sex with men	21.5%	40.1%	27.3%
Injecting drug users	19.7%	4.2%	8.2%
Unknown	11.6%	16.7%	35.7%

No data from the following countries: Liechtenstein, Monaco, Russian Federation and Uzbekistan; countries with no data on age or transmission mode excluded.

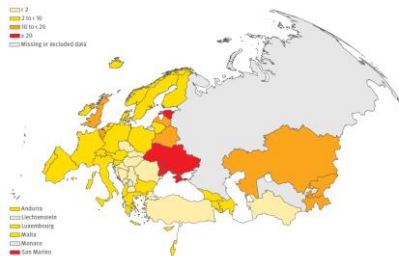
World Health Organization Europe
Civil Society Forum meeting
Civil Society Forum meeting
3 December 2012
3

Trends: new infections diagnosed 2004-2011



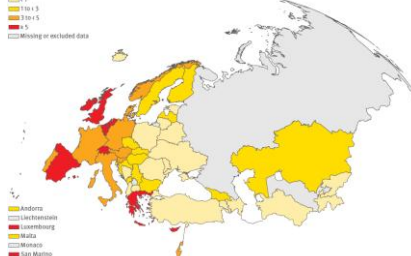
World Health Organization Europe
Civil Society Forum meeting
Civil Society Forum meeting
3 December 2012
5

HIV infections diagnosed in 2011 per 100 000 population: all cases



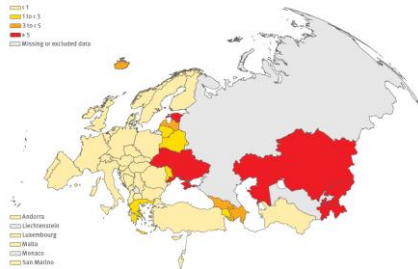
World Health Organization Europe
Civil Society Forum meeting
Civil Society Forum meeting
3 December 2012
6

HIV infections diagnosed in 2011 per 100 000 male population: MSM



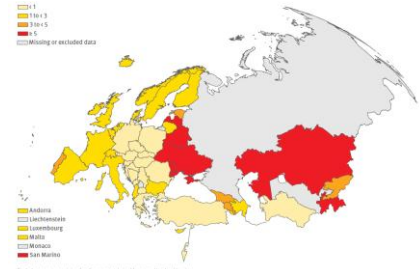
World Health Organization Europe
Civil Society Forum meeting
Civil Society Forum meeting
3 December 2012
7

HIV infections diagnosed in 2011 per 100 000 population: PWID



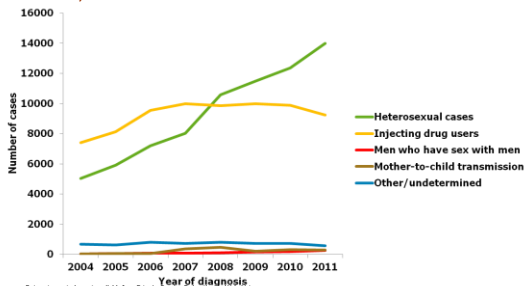
World Health Organization Europe
 Source: EDC/WHO, HIV/AIDS Coordinator in Europe, 2011
 Civil Society Forum meeting 8
 3 December 2012

HIV infections diagnosed in 2011 per 100 000 population: heterosexual cases



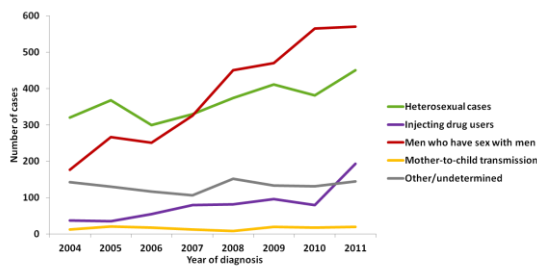
World Health Organization Europe
 Source: EDC/WHO, HIV/AIDS Coordinator in Europe, 2011
 Civil Society Forum meeting 9
 3 December 2012

HIV infections by transmission mode: East, 2004-2011



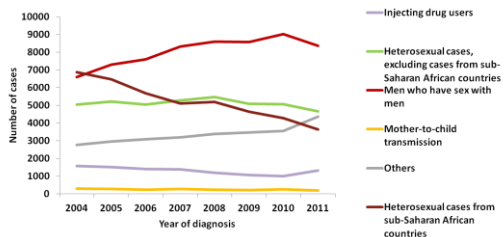
World Health Organization Europe
 Source: EDC/WHO, HIV/AIDS Coordinator in Europe, 2011
 Civil Society Forum meeting 10
 3 December 2012

HIV infections by transmission mode: Centre, 2004-2011



World Health Organization Europe
 Source: EDC/WHO, HIV/AIDS Coordinator in Europe, 2011
 Civil Society Forum meeting 11
 3 December 2012

HIV infections by transmission mode: EU/EEA, 2004-2011



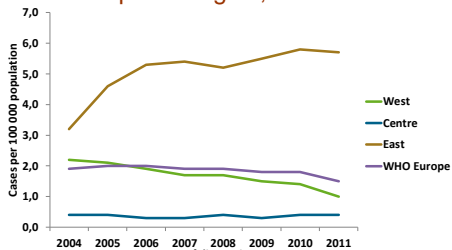
World Health Organization Europe
 Source: EDC/WHO, HIV/AIDS Coordinator in Europe, 2011
 Civil Society Forum meeting 12
 3 December 2012

Late diagnosis, late treatment initiation

- 50% of people are diagnosed late across Europe (CD4<350/ml)
- In the East, all countries have reported an increase in the number of AIDS diagnoses in 2011 compared to 2004, except Turkmenistan (zero cases reported) and Lithuania:
 - More than 5x increase in Azerbaijan, Belarus, Kyrgyzstan and Republic of Moldova
 - More than 3x increase in Armenia, Georgia, and Kazakhstan.
- In eastern Europe and central Asia, only 25% of those in need of antiretroviral treatment were receiving it in 2011

World Health Organization Europe
 Source: EDC/WHO, HIV/AIDS Coordinator in Europe, 2011
 Civil Society Forum meeting 13
 3 December 2012

AIDS diagnoses: WHO European Region, 2004-2011



Countries that have consistently reported AIDS since 2004 include: Albania, Armenia, Azerbaijan, Belarus, Belgium, Bosnia and Herzegovina, Bulgaria, Croatia, Cyprus, Czech Republic, the Former Yugoslav Republic of Macedonia, Hungary, Montenegro, Poland, Romania, Serbia, Slovakia, Slovenia, East Armenia, Azerbaijan, Belarus, Estonia, Georgia, Kyrgyzstan, Latvia, Lithuania, Moldova, Tajikistan, Turkmenistan.

World Health Organization Europe
Civil Society Forum meeting
14
3 December 2012

Main conclusions

- HIV epidemic is not under control
- HIV is still highly concentrated in key populations
- People learn about their HIV status late (50%)
- People still develop and die of AIDS in Europe, increasingly in East

The report highlights the need to:

- ensure that each person living with HIV is diagnosed early and treated timely;
- address key populations, reduce vulnerability and involve patients' organisation and the civil society.

World Health Organization Europe
Civil Society Forum meeting
15
3 December 2012

Regional HIV and AIDS statistics and features | 2011

	Adults and children living with HIV	Adults and children newly infected with HIV	Adult prevalence (15-49%)	Adult & child deaths due to AIDS
Sub-Saharan Africa	23.5 million [22.1 million – 24.8 million]	1.8 million [1.6 million – 2.0 million]	4.9% [4.6% – 5.1%]	1.2 million [1.1 million – 1.3 million]
Middle East and North Africa	300 000 [250 000 – 350 000]	37 000 [29 000 – 46 000]	0.2% [0.1% – 0.3%]	23 000 [18 000 – 29 000]
South and South-East Asia	4.0 million [3.1 million – 5.2 million]	280 000 [170 000 – 490 000]	0.3% [0.2% – 0.4%]	250 000 [190 000 – 340 000]
East Asia	830 000 [590 000 – 1.2 million]	89 000 [44 000 – 170 000]	0.1% [<0.1% – 0.1%]	59 000 [41 000 – 83 000]
Latin America	1.4 million [1.1 million – 1.7 million]	83 000 [21 000 – 140 000]	0.4% [0.3% – 0.5%]	54 000 [32 000 – 81 000]
Caribbean	220 000 [200 000 – 250 000]	13 000 [9 000 – 16 000]	1.3% [0.9% – 1.7%]	10 000 [6 000 – 14 000]
Eastern Europe and Central Asia	1.4 million [1.1 million – 1.8 million]	140 000 [91 000 – 210 000]	0.8% [0.6% – 1.0%]	92 000 [63 000 – 120 000]
Western and Central Europe	900 000 [830 000 – 1.0 million]	30 000 [21 000 – 40 000]	0.2% [0.2% – 0.3%]	7 000 [5 000 – 7 500]
North America	1.4 million [1.4 million – 1.5 million]	51 000 [19 000 – 84 000]	0.6% [0.3% – 0.9%]	21 000 [17 000 – 26 000]
Oceania	53 000 [47 000 – 60 000]	2 000 [2 000 – 3 000]	0.3% [0.2% – 0.3%]	1 300 [<1000 – 1800]
TOTAL	34.4 million [31.4 million – 36.9 million]	2.5 million [2.2 million – 2.8 million]	0.8% [0.7% – 0.9%]	1.7 million [1.5 million – 1.9 million]

The ranges around the estimates in this table define the boundaries within which the actual numbers lie, based on the best available information.

World Health Organization Europe
Civil Society Forum meeting
16
3 December 2012

Global estimates for adults and children 2011

- People living with HIV: **34.0 million** [31.4 million–36.9 million]
- New HIV infections in 2011: **2.5 million** [2.2 million–2.8 million]
- Deaths due to AIDS in 2011: **1.7 million** [1.5 million–1.9 million]

World Health Organization Europe
Civil Society Forum meeting
17
3 December 2012